



Tilt-n-Space  
Early Mobilization  
Bariatric



The I-700 Convertible Chair is a no-lift, multi-functional device that helps caregivers to more efficiently and effectively perform safe patient handling practices that can help to improve patient satisfaction, safety, dignity, and reduce pain.

#### Unlimited Repositioning

The I-700 Barton Convertible Chair is a portable, efficient and versatile transfer and positioning solution for bariatric patients that helps move a patient from a supine to a seated position easily and safely. By simply getting the patient out of the bed faster, it promotes faster recovery and can help reduce the length of stay in both higher acuity departments as well as the overall length of stay in a hospital. Its Tilt-n-Space capability and therapeutic cushioning allows increased blood circulation helping to prevent skin breakdown and other complications of immobility. A non-lifting alternative, it is an ideal option for patients with pressure injuries, pain or those who are simply afraid of being lifted. The caregiver can continuously and frequently reposition a patient to increase tolerance for long-term seating with the recline or Tilt-n-Space functions.

#### Easy Transfers

The I-700 Barton Convertible chair when used with the patient transfer system allows supine transfers in four easy steps. The ability to use the I-700 improves caregiver safety while eliminating unnecessary patient transfers in addition to allowing for transport to physical therapy and other ancillary services

#### Quality

Our products are designed and manufactured to meet all the requirements of relevant standards. At every stage of the development process, every single product is given extensive attention in design, development and manufacturing. This means that a user of this product feels confident with its reliability and the caregiver feels confident with its safety.




## Accessories




### PTS System

Patient transfer system used for transfer to/from a bed to/from the chair. Part no. b2020c



### Transfer Sheets

Standard or bariatric sizing. Part no. b1410 (standard), b1420 (bariatric).



### Bed Wedges

Our Alpha Bed Wedges are designed to actively reposition clients in care. Part no. PM-8012 PM-8015



### Alpha Rollboard Vision

Particularly well suited to gentle, pain-free and low-friction sideways transfers of clients. Part no: see our website

## Transfers




### Step 1

Place the chair by the bed in the stretcher position.



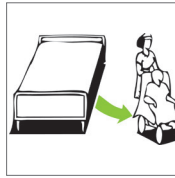
### Step 2

Attach the bed sheet to the transfer bar.



### Step 3

Transfer the patient by turning the handle.



### Step 4

Incline the chair to transport patient.

## Features



### Headrest

Adjustable in height, depth and angle for proper support.



### Tilt-n-Space

Designed for pressure relief and positioning. Moves position without affecting body angle of patient.



### Adjustable Leg/Footrest

Adjustable to 90° angle and 6" for added length and comfort.



### Anti-Bacterial Fabric

Anti-bacterial, anti-microbial, breathable material that can be easily cleaned or disinfected in seconds.

## Technical Specifications

I-700			
Part No.	B1071-TS-GEL	Overall Height (Prone)	27.5" / 70 cm
Seat Width	25.5" / 65 cm	Overall Height (Wheelchair)	51" / 130 cm
Overall Width	35" / 89 cm	Back Angle	0° to 70°
Overall Length (Prone)	72.5" - 78.5" / 184 cm - 199 cm	Tilting Angle	0° to 17°
Overall Length (Wheelchair)	45.5" - 62.5" / 115 cm - 159 cm	Castors	5,9" / 15cm
Headrest (Adjustable Height)	0" - 5" / 0 cm - 12.7 cm	Product Weight	206 lb / 93.4 kg
Footrest (Adjustable Height)	0" - 5" / 0 cm - 12.7 cm	Weight Capacity	700 lb / 318 kg



Watch our chair transfer video

