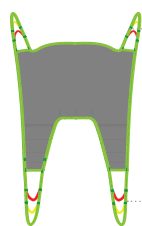








# Slings Fitting Protocol

**Client Information:** Name:  Room:

Facility:  Lift Used:  Hanger Bar Used:

**Sling Model:** Name/Article Number:  Fabric  Size

 **Loops for back:** ☒  **Green Strap** ☐  **Yellow Strap** ☐  **Red Straps**

**Loops for legs:** ☒  **Green Strap** ☐  **Yellow Strap** ☐  **Red Straps**





## Extension Loops Back:

21180-10 (10cm/3.9")  
21180-15 (15cm/5.9")  
21180-20 (20cm/7.8")  
21180-25 (25cm/9.8")  
21180-35 (35cm/13.7")

## Extension Loops Legs:

21180-10 (10cm/3.9")  
21180-15 (15cm/5.9")  
21180-20 (20cm/7.8")  
21180-25 (25cm/9.8")  
21180-35 (35cm/13.7")

☒ **Transfer Situation:**

 ☐ **To/From a Bed**  ☐ **To/From a Chair**  ☐ **To/From the Floor**  ☐ **Showering (25045 only)**

## Arm placement:



☐ **Inside**



☐ **Outside**

## Leg Placement:



☐ **Divided relaxed position**



☐ **Open position (3-point)**



☐ **Divided position**



☐ **Closed position**

## Suspension:



☐ **2-Point**



☐ **4-Point**



☐ **3-Point**



☐ **4-ESB**  
☐ **4-MSB**

## Accessories required:



☐ **21146 Leg Padding - Small**  
☐ **21146 Leg Padding - Medium**  
☐ **21146 Leg Padding - Large**



☐ **25102 Reinforced Leg Support - One Size**



☐ **50866 Upholstered Cover for Hanger Bar**  
**Do not use in wet environments.**

## Notes:

Fitting Protocol Completed by:

Position/Title:

Date:

## Size recommendation:

| User weight kg/lbs | Client length cm/inch | Client back height* cm/inch | Client hip width* cm/inch | Recommended Size*              | Color |
|--------------------|-----------------------|-----------------------------|---------------------------|--------------------------------|-------|
| 15-20 / 33-44      | 110-130 / 43-51       | 55-65 / 22-25               | 23-30 / 9-12              | Junior Small (JS)              | JS    |
| 20-35 / 44-77      | 120-150 / 47-59       | 60-75 / 23-29               | 29-38 / 11-15             | Junior Medium (JM)             | JM    |
| 30-60 / 66-132     | 140-170 / 55-67       | 70-85 / 27-33               | 36-42 / 14-17             | Small (S)                      | S     |
| 55-90 / 121-198    | 160-190 / 63-75       | 80-95 / 31-37               | 41-47 / 16-19             | Medium (M)                     | M     |
| 85-120 / 187-264   | 180-206 / 71-81       | 90-103 / 35-40              | 46-55 / 18-22             | Large (L)                      | L     |
| 110-150 / 242-330  | 180-210 / 81-83       | 98-107 / 38-44              | 54-67 / 21-26             | Extra Large (XL)               | XL    |
| 140-200 / 309-441  | 180-210 / 81-83       | 106-110 / 40-46             | 60-74 / 23-29             | Extra Extra Large (XXL)        | XXL   |
| 190-300 / 419-661  | 180-210 / 81-83       | 108-112 / 42-49             | 63-78 / 25-31             | Extra Extra Extra Large (XXXL) | XXXL  |



Visit the **Human Care Slings Size Guide for drawings and measurements of our slings**. You can also find drawings on each sling in the user manual, delivered with the product and available on our websites.

\*To measure the client back height, measure from the clients coccyx to the top of the head.

\*To measure the client hip width (Trochanter), have the client sitting down and measure in a straight line (not the circumference). This gives an indication of the sling's needed aperture width +/- 5cm.

*These sizes are recommendations only. A correct fitting must always be carried out by clinically knowledgeable personnel using the sling's user manual. Please be aware that some slings are not available in all sizes. You can find drawings on each sling in the user manual, delivered with the product and available on our websites.*



**SLING TOO LARGE** Patient may slide out.

**SLING TOO SMALL** Patient is too close to hanger bar/feels too tight on the patient.

Fitting Protocol Completed by:

Name:

Date:

Position/Title:



**Important!** This fitting protocol does not replace the user manual. Read all instructions before use!

[www.humancaregroup.com](http://www.humancaregroup.com)