

# High Back Slings Fitting Protocol



## Client Information:

Name:

Room:

Facility:

Lift Used:

Hanger Bar Used:

## Sling Model:

Name/Article Number:

Fabric

Size



Loops for back:



Green Strap



Yellow Strap



Red Straps

### Extension Loops Back:

21180-10 (10cm/3.9")  
21180-15 (15cm/5.9")  
21180-20 (20cm/7.8")  
21180-25 (25cm/9.8")  
21180-35 (35cm/13.7")

Loops for legs:



Green Strap



Yellow Strap



Red Straps

### Extension Loops Legs :

21180-10 (10cm/3.9")  
21180-15 (15cm/5.9")  
21180-20 (20cm/7.8")  
21180-25 (25cm/9.8")  
21180-35 (35cm/13.7")



### Transfer Situation:



To/From a Bed



To/From a Chair



To/From the Floor



Showering  
(25045 only)

### Arm placement:



Inside



Outside

### Leg Placement:



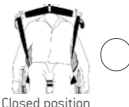
Divided relaxed position



Open position (3-point)



Divided position



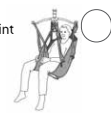
Closed position

### Suspension:

2-Point



4-Point



3-Point



4-ESB  
4-MSB



### Accessories required:



21146 Leg Padding - Small ☐  
21146 Leg Padding - Medium ☐  
21146 Leg Padding - Large ☐



25102 Reinforced Leg Support - One Size ☐



50866 Upholstered Cover for Hanger Bar ☐  
**Do not use in wet environments.**


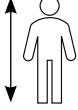




## Notes:

Fitting Protocol Completed by:

Position/Title:

Date:

Size recommendation:



					
User weight kg/lbs	Client length cm/inch	Client back height* cm/inch	Client hip width* cm/inch	Recommended size High back sling*	Color
15-20 / 33-44	110-130 / 43-51	55-65 / 22-25	23-30 / 9-12	Junior Small (JS)	JS
20-35 / 44-77	120-150 / 47-59	60-75 / 23-29	29-38 / 11-15	Junior Medium (JM)	JM
30-60 / 66-132	140-170 / 55-67	70-85 / 27-33	36-42 / 14-17	Small (S)	S
55-90 / 121-198	160-190 / 63-75	80-95 / 31-37	41-47 / 16-19	Medium (M)	M
85-120 / 187-264	180-206 / 71-81	90-103 / 35-40	46-55 / 18-22	Large (L)	L
110-150 / 242-330	180-210 / 81-83	98-107 / 38-44	54-67 / 21-26	Extra Large (XL)	XL
140-200 / 309-441	180-210 / 81-83	106-110 / 40-46	60-74 / 23-29	Extra Extra Large (XXL)	XXL
190-300 / 419-661	180-210 / 81-83	108-112 / 42-49	63-78 / 25-31	Extra Extra Extra Large (XXXL)	XXXL



Visit the **Human Care Slings Size Guide** for drawings and measurements of our slings. You can also find drawings on each sling in the user manual, delivered with the product and available on our websites.

- \* To measure the client back height, measure from the clients coccyx to the top of the head.
- \* To measure the client hip width (Trochanter), have the client sitting down and measure in a straight line (not the circumference). This gives an indication of the sling's needed aperture width +/- 5cm.

These sizes are recommendations only. A correct fitting must always be carried out by clinically knowledgeable personnel using the sling's user manual. Please be aware that some slings are not available in all sizes. You can find drawings on each sling in the user manual, delivered with the product and available on our websites.

-  **SLING TOO LARGE** Patient may slide out.
-  **SLING TOO SMALL** Patient is too close to hanger bar/feels too tight on the patient.

Fitting Protocol Completed by:

Name:

Date:

Position/Title:



**Important!** This fitting protocol does not replace the user manual. Read all instructions before use!