

Cosmos

Innovation with simplicity in focus.



reddot winner 2024



Dual functionality

- can be used both as a stationary and portable ceiling lift



HUMAN CARE
Your Life. Your Way.



reddot winner 2024

"The Cosmos ceiling lift boasts a well-thought-out design that simplifies the daily tasks performed by caregivers."

- Motivation of the Reddot Design jury

- Easy to install
- Lithium battery
- The modular design on the inside makes replacing parts quick and simple.
- Compatible with several existing rail systems
- Developed according to the latest ISO standard - ISO 10535:2021.
- In-Rail Charging (IRC) option available.



Small and light with an integrated handle, making it easy to carry.

In-Rail Charging (IRC) option available that facilitates automatic charging.

The Cosmos has been developed to be used in humid and wet environments. The central unit has a very high resistance to humidity (IP25), and the hand control is fully water-resistant (IP27).



A unique Quick Connection System that makes it easy to attach and detach the lift from the rail roller and change the Cosmos hanger bars.



Watch the video here:





Innovation with simplicity in focus.

Our latest ceiling lift, the Cosmos, was designed and developed with a focus on high quality, cost of ownership, and ease of use. We involved multiple stakeholders, such as caregivers, clients, service technicians, and management to ensure that the lift was all-encompassing of their respective needs. This new lift is light and compact with dual functionality of both a portable and stationary lift —simplicity at its best.

The Cosmos lift has a modern Scandinavian design suitable for a wide range of care settings and will easily blend into the ceiling.

If you want to use it in another room, the integrated handle makes it easy to carry with a light weight of 6kg/13lbs. Switching the lift from a stationary lift to a portable lift is quick and easy- just turn it over! The ease of moving the lift and the dual function makes it possible to reduce the number of ceiling lifts needed in a facility and, in turn, save facilities money.

The Cosmos can be used in wet environments such as showering and bathing. The central unit has a very high resistance to humidity (IP25). The hand control is fully water-resistant (IP27) - meaning that you can drop it in a bath full of water without any impact on the functionality. Furthermore, the hand control has an intuitive design, with only a few buttons and clear indicators for battery level, service needs, and warnings.

Inside the lift is a powerful and durable lithium battery that can be easily charged through the hand control, either by the cable or charging holder. The In-Rail Charging (IRC)

option is available, which facilitates automatic charging by integrating the charging infrastructure directly into the rail system.

Human Care offers a wide range of rail rollers that can be combined with the Cosmos lift, making it suitable for rails from other manufacturers. This means you can keep your current rails when upgrading to a new fleet of Cosmos lifts. There are also a variety of hanger bars to choose from, so you can combine them with the most suitable sling for the client.

All aspects of the Cosmos have been developed with safety and quality in mind for the client, caregiver, and service technicians. It meets the newest safety standards and is easy to use. Service technicians will appreciate the ease of maintenance as all internal components are easily accessible. The modular design makes replacing parts quick and simple. It is easy to check the lift status with the data and service application.

By offering an intuitive product with dual functionality that is portable and easy to service, we have reduced the total cost of ownership to a minimum.



Lift

Cosmos 150, SWL; 150kg/330lb
Cosmos 220, SWL; 220kg/484lb
Cosmos 272, SWL; 272kg/600lb

art nr: 56100 or 56105 (IRC)-(Country code*)
art nr: 56110 or 56115 (IRC)-(Country code*)
art nr: 56120 or 56125 (IRC)-(Country code*)


(IRC) = In-Rail Charging

Specifications, all models

Dimensions (W x H x L)	28,3 cm x 15,4 cm x 24,4 cm, 11"x6"x9,6"
Weight	6 kg/13 lbs
Lift belt length	212 cm, 83,5"
Battery	25.2V, DC 4.8Ah (1x) Lithium
Battery Charger	GlobTek GTM96605-G2**** (100-240V, 50-60Hz, 1.5A)

Accessories

(Ordered separately)




Hanger bars

2-point	L: 35cm/13.8" L: 45cm/17.7" L: 55cm/21.7"	art nr: 56160 art nr: 56170 art nr: 56180
3-point	L/W: 48 cm/18,9"	art nr: 56190
4-point	L:55 cm * W:37 cm/ L:21,7" * W:14,6"	art nr: 56195

The Cosmos can also be used with 4-point Spreader Bar (art nr; 92441, 92442 or 92443) in combination with Connector loop short (artnr: 56206)

Rail Rollers

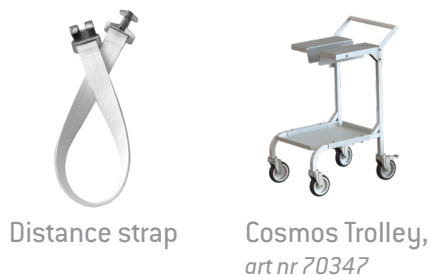
Rail Roller	art nr: 56200
Rail Roller In-Rail Charging	art nr: 56202
Rail Roller Adapter**	art nr: 56201
Connector hook for other rail rollers	art nr: 56203
Connector loops for other rail rollers	art nr: 56204 (long) art nr: 56206 (short)



Distance straps

Gives the ability to use the lift at a lower height.
Available in 9 different lengths. Other lengths are available on request.

L: 20 cm/7,9"	art nr: 94042-200
L: 30 cm/11,8"	art nr: 94042-300
L: 40 cm/15,7"	art nr: 94042-400
L: 50 cm/19,7"	art nr: 94042-500
L: 60 cm/23,6"	art nr: 94042-600
L: 70 cm/27,6"	art nr: 94042-700
L: 80 cm/31,5"	art nr: 94042-800
L: 90 cm/35,4"	art nr: 94042-900
L: 100 cm/39,4"	art nr: 94042-1000



*Country Codes: AU-Australia, GB-Great Britan, EU-Europe, JP-Japan, NA-North America,

** To be used with rail rollers from Human Care developed for other rail systems.